



URINE DRUG SCREEN



One Step Multi-Drug Screen Test Dip Card (Urine)

All-in-one urine based multi-drug test solutions that can be utilized in practically any drug screening scenario. Our drug test dip cards can offer various customizable panels with an optional 6 specimen validity tests for urine adulteration.

FEATURES

- Health Canada licensed for Class II and Class III (POC + OTC use)
- Class II license includes 34 drugs, 54 test items
- Class III license covers 27 test items, including the Canadian clients' most demanded items: 6MAM, EDDP, ETG, FEN (FYL), HMO, KET, MPD, TRA, etc.
- Max 7+7 test strips + 3 adulteration tests
- Both single and multi-panel dip cards available
- Customizable test configurations
- Lower storage volume and shipping costs
- French IFU available upon request

SPECIFICATIONS

- Qualitative results in 5 minutes
- POC testing or home testing
- Internal, procedural control included
- Specimen validity tests provide up to 6 urine specimen adulteration tests (Oxidants, Specific Gravity, pH, Nitrates, Glutaraldehyde, and Creatine)
- 24-Month shelf life
- Individually packaged cups: 25 tests/kit, 20 kits/shipping carton
- Custom configurations, private-labels available





TEST MENU

One Step Multi-Drug Screen Test Dip Card (Urine)

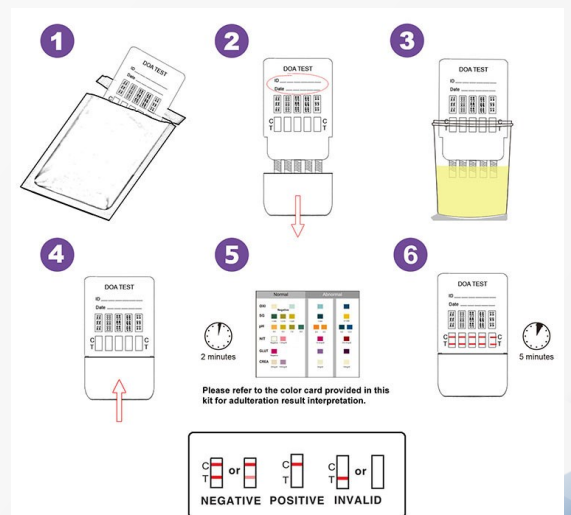


Test	Calibrator	Cut-off (ng/mL)	Class II Multi-Panel Dip Card	Class III Multi-Panel Dip Card
Amphetamine (AMP)	D-Amphetamine	300	Y	-
		500/1000	Y	Y
Barbiturates (BAR)	Secobarbital	200	Y	-
		300	Y	Y
Buprenorphine (BUP)	Buprenorphine	10	Y	Y
Benzodiazepines (BZO)	Oxazepam	200	Y	-
		300	Y	Y
Cocaine (COC)	Benzoyllecgonine	150/300	Y	Y
Cotinine (COT)	Cotinine	200	Y	Y
Clonazepam (CLO)	7-Aminoclonazepam	100	Y	-
	Clonazepam	500	Y	-
MDMA (Ecstasy)	D, L-3,4-Methylenedioxymethamphetamine (MDMA)	500	Y	Y
Ethyl Glucuronide (ETG)	Ethyl Glucuronide	300	Y	-
		500	Y	Y
Fentanyl (FEN)	Fentanyl	100	Y	Y
		200/300	Y	-
	Nor-fentanyl	10	Y	Y
		20	Y	-

TEST PROCEDURE

Allow the test dip card to come to room temperature prior to test.

1. Remove the test dip card from the foil pouch and use as soon as possible.
2. Remove the cap from the test device.
3. With the arrows pointing toward the urine specimen immerse the sample tip vertically in the urine specimen for at least 10-15 seconds.
4. Replace the cap back onto the device and place the device on a flat surface.
5. Read the adulteration strip at 2 minutes by comparing the colors on the adulteration strip to the enclosed color chart. Do not interpret adulteration result after 4 minutes.
6. Read results at 5 minutes.





TEST MENU

One Step Multi-Drug Screen Test Dip Card (Urine)

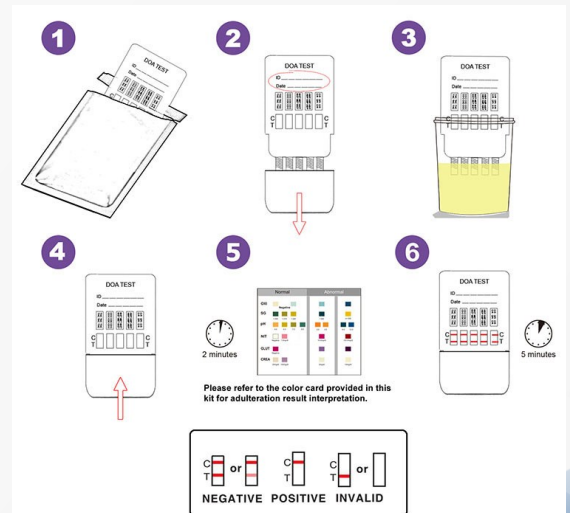


Test	Calibrator	Cut-off (ng/mL)	Class II Multi-Panel Dip Card	Class III Multi-Panel Dip Card
Hydrocodone (HCD)	Hydrocodone	10	Y	-
Hydromorphone (HMO)	Hydromorphone	300	Y	Y
K2 Synthetic Cannabinoid	JWH-073/JWH-018	25/50	Y	-
K3 (AB-Pinaca)	AB-Pinaca	10	Y	-
Ketamine (KET)	Ketamine	100	Y	Y
		500/1000	Y	-
Kratom (KRA)	Mitragynine	250	Y	-
Lysergic acid diethylamide (LSD)	D-lysergic acid diethylamide	20	Y	-
Marijuana (THC)	11-nor- Δ^9 -THC-9 COOH	20/25	Y	-
		50	Y	Y
EDDP (Methadone Metabolites)	2-Ethylidene-1,5-dimethyl-3,3-dipheylpyrrolidine (EDDP)	100	Y	Y
		300	Y	-
Methadone (MTD)	Methadone	50	Y	-
		300	Y	Y
Methamphetamine (MET)	D-Methamphetamine	300	Y	-
		500/1000	Y	Y
Methaqualone (MQL)	Methaqualone	300	Y	-
Methylenedioxypropyvalerone (MDPV)	3,4-Methylenedioxypropyvalerone	1000	Y	-

TEST PROCEDURE

Allow the test dip card to come to room temperature prior to test.

1. Remove the test dip card from the foil pouch and use as soon as possible.
2. Remove the cap from the test device.
3. With the arrows pointing toward the urine specimen immerse the sample tip vertically in the urine specimen for at least 10-15 seconds.
4. Replace the cap back onto the device and place the device on a flat surface.
5. Read the adulteration strip at 2 minutes by comparing the colors on the adulteration strip to the enclosed color chart. Do not interpret adulteration result after 4 minutes.
6. Read results at 5 minutes.



Healgen Scientific, LLC 3818 Fuqua St. Houston, TX 77047, USA www.healgen.com

Healstone Biotech Inc., Unit #650-655 West Kent Avenue North, Vancouver, B.C., Canada, V6P 6T7

1-800-919-3622/1-604-800-2434/ info.healstone@healgen.com www.healstone.com



TEST MENU

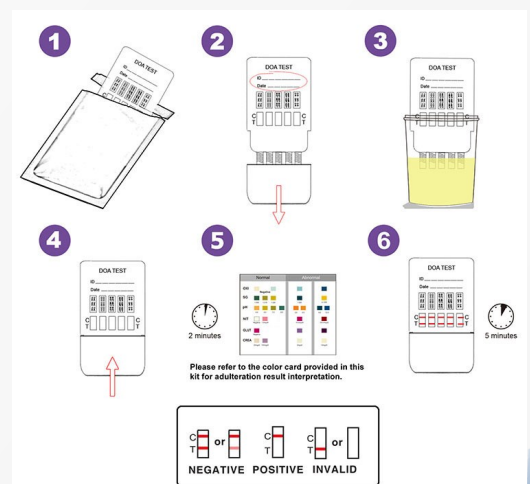
One Step Multi-Drug Screen Test Dip Card (Urine)

Test	Calibrator	Cut-off (ng/mL)	Class II Multi-Panel Dip Card	Class III Multi-Panel Dip Card
Methylphenidate (MPD)	Methylphenidate	300	Y	Y
6-Monoacetylmorphine (6-MAM)	6-Monoacetylmorphine	10	Y	Y
Morphine (MOP 300)	Morphine	300	Y	Y
Morphine (OPI, MOP 2000)	Morphine	2000	Y	Y
Oxycodone (OXY)	Oxycodone	100	Y	Y
Phencyclidine (PCP)	Phencyclidine	25	Y	Y
Pregabalin (PGB)	Pregabalin	1000	Y	-
Propoxyphene (PPX)	Propoxyphene	300	Y	-
Tramadol (TRA)	Tramadol	200	Y	Y
Tricyclic Antidepressants (TCA)	Nortriptyline	1000	Y	Y
Alcohol (ALC)	Ethanol	>0.04%B.A.C	Y	-
Oxidants (OX)	-	0.30%	Y	(Coming Soon)
Specific Gravity (S.G.)	-	0.21%	Y	(Coming Soon)
pH	-	0.06%	Y	(Coming Soon)
Nitrite (NIT)	-	0.06%	Y	(Coming Soon)
Glutaraldehyde (GLU)	-	0.02%	Y	(Coming Soon)
Creatinine (CRE)	-	0.03%	Y	(Coming Soon)

TEST PROCEDURE

Allow the test dip card to come to room temperature prior to test.

1. Remove the test dip card from the foil pouch and use as soon as possible.
2. Remove the cap from the test device.
3. With the arrows pointing toward the urine specimen immerse the sample tip vertically in the urine specimen for at least 10-15 seconds.
4. Replace the cap back onto the device and place the device on a flat surface.
5. Read the adulteration strip at 2 minutes by comparing the colors on the adulteration strip to the enclosed color chart. Do not interpret adulteration result after 4 minutes.
6. Read results at 5 minutes.



Healgen Scientific, LLC 3818 Fuqua St. Houston, TX 77047, USA www.healgen.com

Healstone Biotech Inc., Unit #650-655 West Kent Avenue North, Vancouver, B.C., Canada, V6P 6T7

1-800-919-3622/1-604-800-2434/ info.healstone@healgen.com www.healstone.com